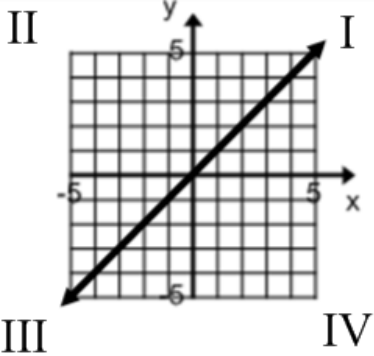
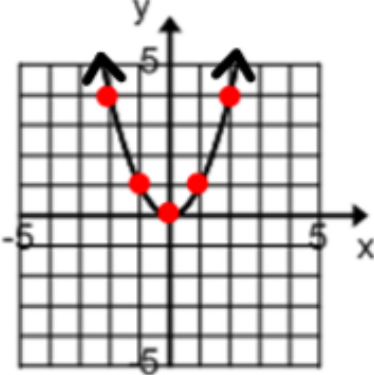
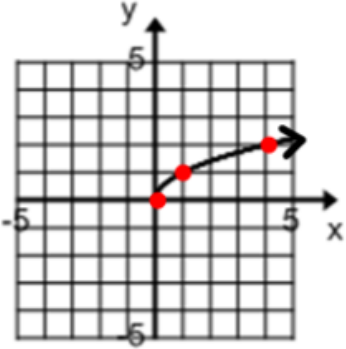
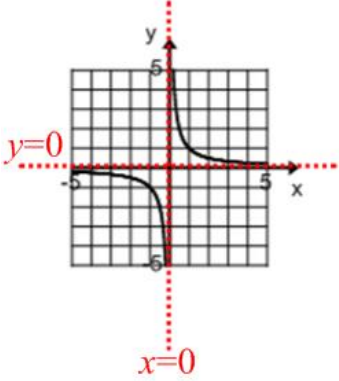


Equation of Function	Name of Function	Sketch of Graph	Special Features/ Symmetry	Domain	Range
$f(x) = x$					
$f(x) = x^2$					

Equation of Function	Name of Function	Sketch of Graph	Special Features/ Symmetry	Domain	Range
$f(x) = \sqrt{x}$					
$f(x) = \frac{1}{x}$					
$f(x) = x $		